

# IT MASTERS

Italian resorbable Magnesium Scaffold Prospective Registry



**302 enrolled patients**  
**-48 patients to reach the sample size!**

**Prospective, non-interventional, multi-center national study**

**PRIMARY ENDPOINT:**

**The 1-year cumulative hierarchical incidence of Target Lesion Failure (TLF) defined as a composite of cardiac death, non-fatal target vessel myocardial infarction (MI), Coronary Artery Bypass Graft (CABG), clinically driven target lesion revascularization (TLR)**

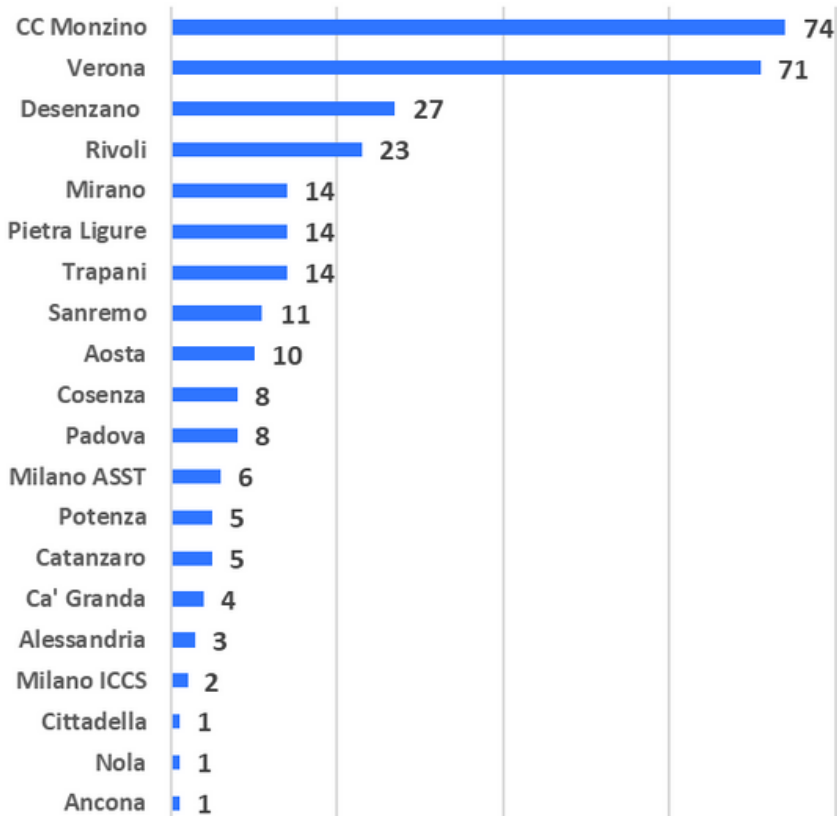
**OBJECTIVES:**

To investigate the procedural as well as the mid and long-term clinical performance of the Magmaris resorbable magnesium metallic scaffold in an all-comer cohort of patients with indication to percutaneous coronary intervention with the following angiographic restrictions: 1) multivessel disease (up to three lesions in three different coronary arteries to be treated with the Magmaris available scaffold sizes), or 2) single focal lesion (<25 mm) to cover with one study device.



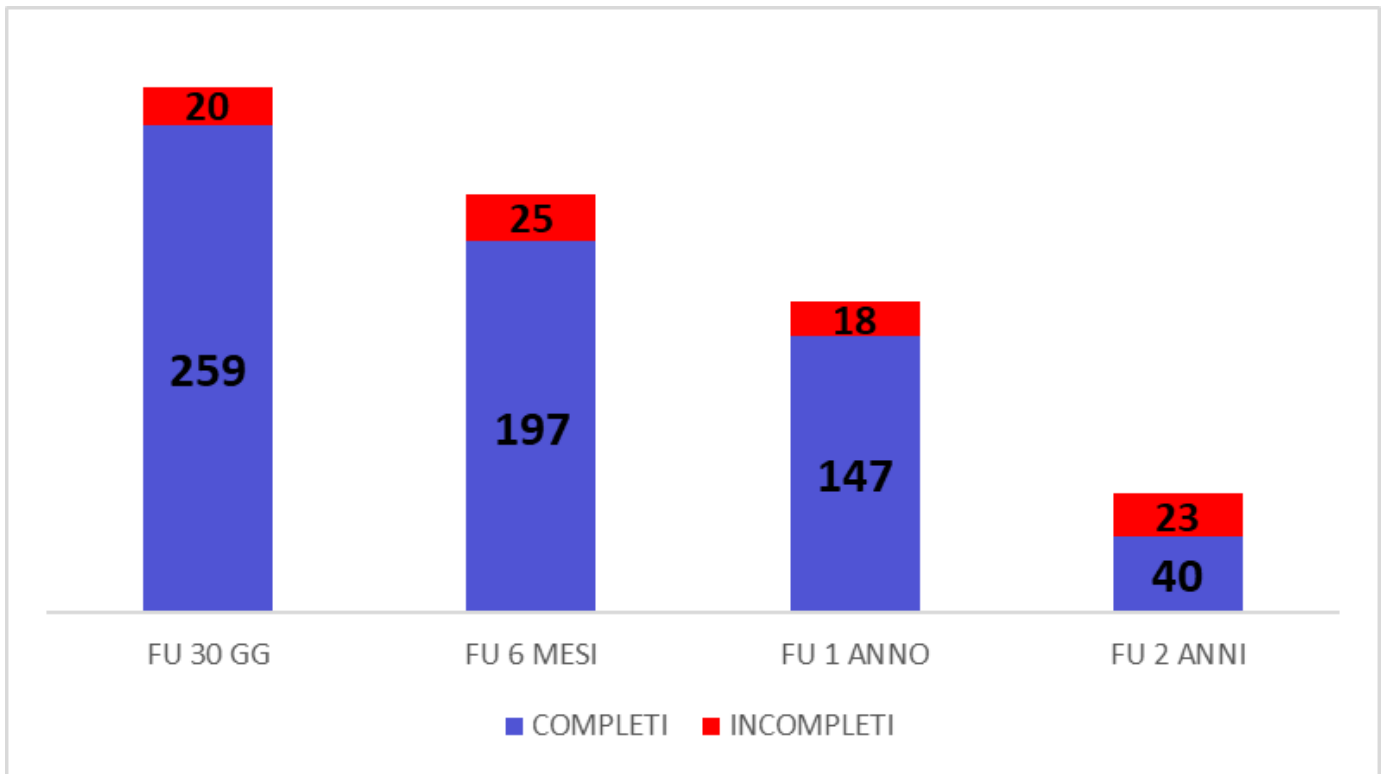
© GeoName

## 20 active italian centers



### TOP ENROLLER

**MONZINO**  
**VERONA**  
**DESENZANO**  
**RIVOLI**



Thanking all the centres that are actively enrolling, we kindly ask you to follow up on the monthly reminder reports and to make your outpatient or telephone visits in the following windows with respect to the scheduled date:

**30-days follow-up (+ 7 gg);  
6-month follow-up ( $\pm$  30 gg);  
12-month follow-up ( $\pm$  30 gg);  
24-month follow-up ( $\pm$  30 gg)**

# IT MASTERS

Italian resorbable Magnesium Scaffold Prospective Registry

## Committee members

### Steering committee



Giuseppe Tarantini




Stefano Galli



Salvatore Geraci



Ferdinando Varbella



Sergio Berti



Ciro Mauro



Gioel Gabrio Secco

### Clinical event committee



Alfredo Marchese



Claudio Larosa

### Data management and monitoring team

**Service for Clinical Trials & Biometrics**  
**Università degli Studi di Padova**



**Principal Investigator**  
**Dott. Stefano Galli**

**On this occasion, we remind you of the importance of:**

- **uploading the *signed consents* in the "Copy of signed informed consent forms" folder in Microsoft teams in the channel dedicated to the Centre**
- **Upload the *angiographic images* in the dedicated section in eCRF.**  
**Please note: we remind you that the images must be uploaded in DICOM format and necessarily anonymised before uploading. All centres that have so far uploaded images in other formats or with sensitive subject data will be contacted by the CRO to regularise their situation.**
- **checking the forms in which some data have not been entered.**

**We would like to thank all the Investigators and their collaborators who helped to enrol subjects. We invite all centres to make every effort to continue enrolling, trying, if possible, to respect the minimum enrolment target for each center of 2 subjects per month.**

Contact Us



[sctb.admin@ubep.unipd.it](mailto:sctb.admin@ubep.unipd.it)

(CRO)



<https://redcap.dctv.unipd.it/> (eCRF)